

# **TRAVIS COUNTY ESD #3 BOARD MEETING**

## **TABLE OF CONTENTS**

February 26, 2024

<b>1. Agenda</b>	<b>page 1</b>
<b>2. Minutes from January 22, 2024</b>	<b>pages 2 - 3</b>
<b>3. Treasurer's Report</b>	<b>pages 4 - 14</b>
<b>4. Payments over \$2,000</b>	<b>page 15</b>
<b>5. Sales Tax Statistics</b>	<b>pages 16 - 24</b>
<b>6. Chief's Monthly Status Report</b>	<b>pages 25 - 27</b>

NOTICE IS HEREBY GIVEN that the Board of Emergency Services Commissioners of Travis County Emergency Services District No. 3 (TCESD3) will hold a regular and publicized meeting at 7:00 p.m. on Monday, February 26, 2024 in the Community Room of TCESD3 Station 302 located at 4111 Barton Creek Blvd., Austin, Travis County, Texas. The subject of and matters to be considered at said meeting include, among other business, the following:

1. Call to order.
2. Proof of quorum.
3. General visitor communications: Receive comments from visitors.
4. Approve Financial AUDIT ending September 30, 2023, presentation by Maxwell Locke & Ritter – Andrea Burgard
5. Discuss Investment Policy – Reaffirm or Update
6. Review and approve the minutes of the January 22, 2024 regular meeting of the District.
7. Review and approval of the Treasurers' monthly report for January 2024.
8. Approve payments over \$2,000 from January 19 to February 20, 2024.
9. Authorize liquidating Treasury Bill RESERVE into Wells Fargo Money Market.
10. Review Sales Tax Statistics
11. Review of Chief's Monthly Status Reports
  1. Significant incident runs;
  2. Statistics;
  3. Special Project Updates
12. Other Business:
  1. Report on any ESDCC activities. Announcement of the next ESDCC meeting dates.
  2. Commissioner Announcements (no action will be taken on any such announcements).
13. Announcement of future meeting dates of the Board of ESD 03 Commissioners.
14. Adjourn.

By: \_\_\_\_\_ Herb Holloway, Business Manager

NOTE: The Board of Emergency Services Commissioners reserves the right to adjourn into Closed Meeting at any time during the course of this meeting to discuss any of the agenda items listed above as authorized by Texas Government Code, Section 551.071 (Consultation with Attorney), 551.072 (Deliberations about Real Property), 551.073 (Deliberations about Gifts and Donations), 551.074 (Personnel Matters), and 551.076 (Deliberations about Security Devices) or other applicable law. Travis County Emergency Services District Number 3 is committed to compliance with the Americans with Disabilities Act. Reasonable modification and equal access to communications will be provided upon request. Please call the District Administrative Office at 288-5534 for information. Hearing impaired or speech disabled persons equipped with telecommunication devices for the deaf may call the statewide Relay Program at 1-800-735-2988 or by dialing '711'. Visitor Communications are regular agenda items at monthly meetings of the Board of Emergency Services Commissioners of Travis County Emergency Services District Number 3. Visitors who wish to speak under Visitor's Communications must sign up before the meeting is called to order. Each person, organization or group wishing to address the Board will be allowed a maximum of three (3) minutes to speak on items on the agenda or other business of the District. Speakers may register in person at the posted location of the meeting, starting 30 minutes prior to the start of the meeting and using the form provided. The speaker will give his/her name, address, organizational affiliation, if any, and indicate the subject he/she intends to address. The Board welcomes citizen comment on any issue, but the Open Meetings Act prohibits any board action on issues not posted on the agenda. The District reserves the right to terminate any presentation by a speaker if it is disruptive of the good conduct of the meeting, or is in violation of law.

The undersigned affirms and states that he posted or caused to be posted a true and correct copy of the foregoing notice at a place convenient to the public at the Travis County ESD3 Administrative Office, 4111 Barton Creek Boulevard, Travis County, Texas, a location within said Travis County Emergency Services District Number 3 at \_\_\_\_\_ .M. on February 20, 2024.

By: \_\_\_\_\_ Herb Holloway, Business Manager

# **Minutes of Travis County Emergency Services District #3**

---

## **January 22, 2024**

Attached to and incorporated into these minutes is a copy of the official agenda for the January 22, 2024 meeting.

Under Agenda Item 1 & 2: Commissioner President Edd New called the Travis County Emergency Services District #3 (TCESD# 3, the District) Board of Commissioners' regular meeting to order at 7:00 p.m. A quorum was established with Commissioners Carroll Knight, David Detwiler, Matt Escobedo and John Villanacci in attendance. Fire department personnel present at the meeting included: Chief Wittig, Administrative Assistant Jacqueline Elkins, Firefighters Hartigan, Lyngaas, and Ford.

Under Agenda Item 3: There were no comments from visitors.

Under Agenda Item 4: The Statement of Officer was recited and solemnly sworn to by all five (5) TCESD #3 Commissioners and Executed by same. All five (5) Commissioners then took the Oath of Office to faithfully execute the duties of the office of Travis County ESD #3. Administrative Assistant Jacqueline Elkins certified their Oaths and signed to such.

Under Agenda Item 5: A reconfirmation of Title of Position was agreed to by all Commissioners.

President – J. Edd New

Vice President – John Villanacci

Treasurer – Carroll D. Knight

Assistant Treasurer – David Detwiler

Commissioner – Matt Escobedo

Under Agenda Item 6: The minutes of the December 18, 2023 Regular meeting were reviewed. Commissioner Villanacci moved to approve. Commissioner Detwiler seconded the motion, which was carried unanimously.

Under Agenda Item 7: The Treasurers Report ending December 2023 was reviewed. Commissioner Knight moved to approve the report. Commissioner Villanacci seconded the motion, which was carried unanimously.

Under Agenda Item 8: Checks over \$2,000 from December 15 ,2023 to January 18, 2024 were reviewed. Commissioner Escobedo moved to approve. Commissioner Knight seconded the motion, which was carried unanimously.

Under Agenda Item 9: The Investment Officers Report as of December 31, 2023 was reviewed and discussed. Commissioner Villanacci moved to approve. Commissioner Detwiler seconded the motion, which was carried unanimously.

Under Agenda Item 10: Sales Tax reports for December were not fully available at the time of the meeting. Chief Wittig presented the information available and will distribute a full report once it becomes available.

Under Agenda Item 11: Chief Wittig presented the Monthly Status Report for December.

Under Agenda Item 12: There are no scheduled ESDCC meetings in the near future. There were no comments.

Under Agenda Item 13: It was announced that the next REGULAR Board meetings of TCESD #3 would be held on February 26, March 25, and April 22, 2024 at Station 302.

Under Agenda Item 14: Meeting was adjourned at 7:29 p.m.

NOTICE IS HEREBY GIVEN that the Board of Emergency Services Commissioners of Travis County Emergency Services District No. 3 (TCESD3) will hold a regular and publicized meeting at 7:00 p.m. on Monday, January 22, 2024 in the Community Room of TCESD3 Station 302 located at 4111 Barton Creek Blvd., Austin, Travis County, Texas. The subject of and matters to be considered at said meeting include, among other business, the following:

1. Call to order.
2. Proof of quorum.
3. General visitor communications: Receive comments from visitors.
4. Action on Statements of appointed Commissioners and administration of Oath of Office for Commissioners.
5. Reconfirm or Reappoint Commissioners Officers positions.
6. Review and approve the minutes of the December 18,2023 regular meeting of the District.
7. Review and approval of the Treasurers' monthly report for December 2023.
8. Approve payments over \$2,000 from December 15, 2023 to January 18, 2024.
9. Review and approve Investment Officers Report.
10. Review Sales Tax Statistics
11. Review of Chief's Monthly Status Reports
  1. Significant incident runs;
  2. Statistics;
  3. Special Project Updates
12. Other Business:
  1. Report on any ESDCC activities. Announcement of the next ESDCC meeting dates.
  2. Commissioner Announcements (no action will be taken on any such announcements).
13. Announcement of future meeting dates of the Board of ESD 03 Commissioners.
14. Adjourn.

By: \_\_\_\_\_ Herb Holloway, Business Manager

NOTE: The Board of Emergency Services Commissioners reserves the right to adjourn into Closed Meeting at any time during the course of this meeting to discuss any of the agenda items listed above as authorized by Texas Government Code, Section 551.071 (Consultation with Attorney), 551.072 (Deliberations about Real Property), 551.073 (Deliberations about Gifts and Donations), 551.074 (Personnel Matters), and 551.076 (Deliberations about Security Devices) or other applicable law. Travis County Emergency Services District Number 3 is committed to compliance with the Americans with Disabilities Act. Reasonable modification and equal access to communications will be provided upon request. Please call the District Administrative Office at 288-5534 for information. Hearing impaired or speech disabled persons equipped with telecommunication devices for the deaf may call the statewide Relay Program at 1-800-735-2988 or by dialing '711'. Visitor Communications are regular agenda items at monthly meetings of the Board of Emergency Services Commissioners of Travis County Emergency Services District Number 3. Visitors who wish to speak under Visitor's Communications must sign up before the meeting is called to order. Each person, organization or group wishing to address the Board will be allowed a maximum of three (3) minutes to speak on items on the agenda or other business of the District. Speakers may register in person at the posted location of the meeting, starting 30 minutes prior to the start of the meeting and using the form provided. The speaker will give his/her name, address, organizational affiliation, if any, and indicate the subject he/she intends to address. The Board welcomes citizen comment on any issue, but the Open Meetings Act prohibits any board action on issues not posted on the agenda. The District reserves the right to terminate any presentation by a speaker if it is disruptive of the good conduct of the meeting, or is in violation of law.

The undersigned affirms and states that he posted or caused to be posted a true and correct copy of the foregoing notice at a place convenient to the public at the Travis County ESD3 Administrative Office, 4111 Barton Creek Boulevard, Travis County, Texas, a location within said Travis County Emergency Services District Number 3 at \_\_\_\_\_ .M. on January 19, 2024.

By: \_\_\_\_\_ Herb Holloway, Business Manager

## NOTES TO THE FINANCIAL STATEMENTS

- 1) Balance Sheet - The net cash balances have increased by \$3,175,245 since January 2023 for a total of \$17,777,542 in cash and investments as of January 31, 2024.
- 2) Two CD's matured on 1/18/24. They were renewed for six months at 5.00 and 4.90%.
- 3) Revenue & Expense – January 2024 only. Interest Income is up by \$37k, Property Tax up by \$184k and Sales Tax Collections down by \$9k. Net Revenue for January 2024 was slightly higher than last year by \$135k, due to the acceleration (timing) of collection of property taxes.
- 4) Year to date compared to same time last year. Expenses are up by \$272k compared to last year and were discussed in the prior Board meetings.
- 5) Year to date Budget vs. Actual is on track for the last four months, except for the strong collections in Interest, Property Tax and Sales Tax.
- 6) Checks over \$2,000 purpose are detailed in the Memo column. The two anomalies are composed of fraudulent ACH drafts that were caught early enough for recapture, thus the District did not lose any money. The District is working with Wells Fargo to initiate a new fraud protection scheme that will require “pre-approval” of all items before they clear our accounts.
- 7) The Quarterly Investment Report that is required by statute has been questioned by our Auditors as neither Mr. New nor Mr. Knight have received adequate training to deviate from CD's or TexPool as approved investments. Further discussion on this issue is an Agenda item for this Board meeting.

**Travis County ESD#3**  
**Balance Sheet Prev Year Comparison**  
As of January 31, 2024

	<b>Jan 31, 24</b>	<b>Jan 31, 23</b>	<b>\$ Change</b>
<b>ASSETS</b>			
<b>Current Assets</b>			
<b>Checking/Savings</b>			
113 - Treasury Bills - RESERVE	3,001,206.00	0.00	3,001,206.00
110 - WF ADVISORS - Cash Sweep	258,046.24	356,452.35	-98,406.11
100 WF Money Market 8960	4,292,810.23	4,794,897.21	-502,086.98
102 WF Checking Plus 8760	226,785.87	52,798.03	173,987.84
103 WF RESERVE Savings 7928	805,134.25	797,088.89	8,045.36
104 WF General CDs	1,225,000.00	980,000.00	245,000.00
105 WF RESERVE CDs	980,000.00	980,000.00	0.00
107 WF 2005 & 2013 Bond Debt	27,442.15	25,421.77	2,020.38
108 TexPool Investment 001	6,315,784.85	6,002,327.02	313,457.83
109 TexPool RESERVE 002	645,187.93	613,166.70	32,021.23
115 Petty Cash	145.00	145.00	0.00
<b>Total Checking/Savings</b>	<b>17,777,542.52</b>	<b>14,602,296.97</b>	<b>3,175,245.55</b>
<b>Accounts Receivable</b>			
125 Accounts Receivable	67,291.25	55,816.80	11,474.45
<b>Total Accounts Receivable</b>	<b>67,291.25</b>	<b>55,816.80</b>	<b>11,474.45</b>
<b>Other Current Assets</b>			
Due from Gen. Fund to Debt Serv	9,592.00	9,592.00	0.00
123 - Sales Tax Receivable	1,045,090.82	1,030,234.28	14,856.54
1021 Texas Compt. Reserve Acct	9,887.99	10,059.99	-172.00
120 A/R Property Taxes 1yr +	88,448.18	60,609.70	27,838.48
121 Allowance for Doubtful A/Cs	-10,051.00	-10,051.00	0.00
131 - Prepaid Expenses	284,988.20	0.00	284,988.20
<b>Total Other Current Assets</b>	<b>1,427,956.19</b>	<b>1,100,444.97</b>	<b>327,511.22</b>
<b>Total Current Assets</b>	<b>19,272,789.96</b>	<b>15,758,558.74</b>	<b>3,514,231.22</b>
<b>Fixed Assets</b>			
Land and Land Improvements	1,350,661.00	1,350,661.00	0.00
Fire Trucks and Vehicles	3,630,794.70	3,537,736.70	93,058.00
Office and Other Equipment	827,920.42	566,471.42	261,449.00
Buildings	7,196,899.73	7,063,270.73	133,629.00
Accumulated Depreciation	-5,175,324.15	-4,768,211.15	-407,113.00
<b>Total Fixed Assets</b>	<b>7,830,951.70</b>	<b>7,749,928.70</b>	<b>81,023.00</b>
<b>TOTAL ASSETS</b>	<b>27,103,741.66</b>	<b>23,508,487.44</b>	<b>3,595,254.22</b>

**Travis County ESD#3**  
**Balance Sheet Prev Year Comparison**  
As of January 31, 2024

	<u>Jan 31, 24</u>	<u>Jan 31, 23</u>	<u>\$ Change</u>
<b>LIABILITIES &amp; EQUITY</b>			
<b>Liabilities</b>			
<b>Current Liabilities</b>			
<b>Other Current Liabilities</b>			
Accounts Payable - Audit	187,011.16	0.00	187,011.16
Due to Debt Serv. from Gen. Fun	9,592.00	9,592.00	0.00
200 Deferred Revenue - Prop Tax	88,448.18	62,814.03	25,634.15
260 Accrued salaries payable	221,574.45	185,526.60	36,047.85
<b>Total Other Current Liabilities</b>	<u>506,625.79</u>	<u>257,932.63</u>	<u>248,693.16</u>
<b>Total Current Liabilities</b>	506,625.79	257,932.63	248,693.16
<b>Long Term Liabilities</b>			
Accrued Vacation Payable	360,021.00	367,924.00	-7,903.00
2013 Limited Bonds	165,000.00	500,000.00	-335,000.00
<b>Total Long Term Liabilities</b>	<u>525,021.00</u>	<u>867,924.00</u>	<u>-342,903.00</u>
<b>Total Liabilities</b>	1,031,646.79	1,125,856.63	-94,209.84
<b>Equity</b>			
Investment in Fixed Assets	8,467,452.61	7,644,316.61	823,136.00
Fund Balance - Unassigned	10,091,787.50	10,102,871.48	-11,083.98
Fund Balance - Assigned	6,083,804.45	2,921,963.82	3,161,840.63
Net Revenue	1,429,050.31	1,713,478.90	-284,428.59
<b>Total Equity</b>	<u>26,072,094.87</u>	<u>22,382,630.81</u>	<u>3,689,464.06</u>
<b>TOTAL LIABILITIES &amp; EQUITY</b>	<u><u>27,103,741.66</u></u>	<u><u>23,508,487.44</u></u>	<u><u>3,595,254.22</u></u>

# TCESD # 3 Certificate of Deposit Details

## RESERVE SAVINGS CD's

#		Bought	Mature
MAE8	\$245,000.00	9/8/23	9/8/24
VZ41	\$245,000.00	8/9/23	8/8/24
AEQ4	\$245,000.00	2/2/24	8/2/24
9EC4	\$245,000.00	2/5/24	8/5/24

\$980,000.00

Yearly Return

MAE8	Everbank
VZ41	Bank of America
AEQ4	Simmons Bank
9EC4	First National Bank

\$50,225

Yearly Return

ETR4	Morgan Stanley
RLR7	Parkway Bank
KBR8	US Bank
1NU7	Green Bay Bank
KRY5	Barclays Bank

## GENERAL SAVINGS CD's

#		Bought	Mature
ETR4	\$245,000.00	5/11/23	5/16/24
RLR7	\$245,000.00	2/27/23	2/27/24
KBR8	\$245,000.00	5/11/23	5/16/24
1NU7	\$245,000.00	5/11/23	5/21/24
KRY5	\$245,000.00	8/16/23	8/15/24

\$1,225,000.00

\$61,928



Total Debt Repayment Schedule															
Date	Firetrucks and Tower			Series 2003			Series 2005			Series 2013			TOTAL		
	Principal	Interest	Total	Principal	Interest	Total	Principal	Interest	Total	Principal	Interest	Total	Principal	Interest	Total
3/1/2013															
3/2/2013	75,858	15,124	90,983												
7/17/2013	24,672	15,244	39,917												
9/1/2013	165,000	3,011	168,011	65,000	4,100	69,100	50,000	38,975	88,975	280,000	46,086	326,086			474,058
3/1/2014					2,800	2,800		38,475	38,475		41,275	41,275			
7/17/2014	25,477	14,440	39,917							25,477	14,440	39,917			
3/2/2014	79,385	11,597	90,983							79,385	11,597	90,983			
9/1/2014				70,000	2,800	72,800	195,000	38,475	233,475	265,000	41,275	306,275			478,450
3/1/2015					1,400	1,400					37,925	37,925			
3/2/2015	83,077	7,905	90,983							83,077	7,905	90,983			
7/17/2015	26,307	13,610	39,917							26,307	13,610	39,917			
9/1/2015				70,000	1,400	71,400	200,000	36,525	236,525	270,000	37,925	307,925			476,750
3/1/2016											34,525	34,525			
3/2/2016	86,940	4,042	90,983							86,940	4,042	90,983			
6/1/2016	391,799	11,353	403,152							391,799	11,353	403,152			
9/1/2016				280,000						280,000					843,185
3/1/2017															
3/1/2017										31,725					
9/1/2017				280,000						280,000					343,450
3/1/2018															
3/1/2018										28,925					
9/1/2018				290,000						290,000					347,850
3/1/2019															
3/1/2019										26,025					
9/1/2019				300,000						300,000					352,050
3/1/2020															
3/1/2020										21,525					
9/1/2020				305,000						305,000					348,050
3/1/2021															
3/1/2021										16,950					
9/1/2021				310,000						310,000					343,900
3/1/2022															
3/1/2022										12,300					
9/1/2022				320,000						320,000					344,600
3/1/2023															
3/1/2023										7,500					
9/1/2023				335,000						335,000					350,000
3/1/2024										2,475					
9/1/2024				85,000						85,000					89,950
3/1/2025															
3/1/2025										1,200					
9/1/2025				80,000						80,000					82,400
TOTAL	793,515	93,315	886,835	\$ 165,000	\$ 6,023	\$ 171,023	\$ 205,000	\$ 16,600	\$ 221,600	\$ 3,030,000	\$ 565,235	\$ 3,595,235	\$ 4,193,515	\$ 681,173	\$ 4,874,693

**Travis County ESD#3**  
**Revenue & Expense Prev Year Comparison**  
**January 2024**

	<b>Jan 24</b>	<b>Jan 23</b>	<b>\$ Change</b>
<b>Revenue and Expense</b>			
<b>Revenue</b>			
407 INTEREST	73,289.53	36,253.20	37,036.33
410 PROPERTY TAX	1,004,579.95	820,047.54	184,532.41
415 SALES TAX ALLOCATION	504,489.44	513,264.70	-8,775.26
435 FACILITY RENTAL	1,230.00	350.00	880.00
470 FIRE ACADEMY FEES	29,649.40	21,250.00	8,399.40
471 EMT SCHOOL FEES	-134.95	0.00	-134.95
480 DONATIONS	3,000.00	0.00	3,000.00
490 WORKERS' COMP RECEIPTS	206.79	0.00	206.79
493 REIMBURSEMENTS	1,193.90	38,168.63	-36,974.73
<b>Total Revenue</b>	<b>1,617,504.06</b>	<b>1,429,334.07</b>	<b>188,169.99</b>
<b>Expense</b>			
500 COST OF REVENUE ACQUISITION	11,089.79	11,265.29	-175.50
600 EMERGENCY RESPONSE	37,156.29	38,798.17	-1,641.88
630 CONTINUED EDUCATION	10,306.78	13,407.83	-3,101.05
640 HUMAN RESOURCES	436,075.27	387,379.92	48,695.35
650 ADMINISTRATION	81,913.41	73,081.44	8,831.97
<b>Total Expense</b>	<b>576,541.54</b>	<b>523,932.65</b>	<b>52,608.89</b>
<b>Net Revenue</b>	<b>1,040,962.52</b>	<b>905,401.42</b>	<b>135,561.10</b>

**Travis County ESD#3**  
**Revenue & Expense Prev Year Comparison**  
October 2023 through January 2024

	<b>Oct '23 - Jan 24</b>	<b>Oct '22 - Jan 23</b>	<b>\$ Change</b>
<b>Revenue and Expense</b>			
<b>Revenue</b>			
407 INTEREST	219,827.81	100,065.76	119,762.05
410 PROPERTY TAX	1,717,969.33	1,500,098.77	217,870.56
415 SALES TAX ALLOCATION	2,099,396.02	2,067,066.33	32,329.69
435 FACILITY RENTAL	4,220.00	850.00	3,370.00
470 FIRE ACADEMY FEES	46,600.35	46,750.00	-149.65
471 EMT SCHOOL FEES	10,956.25	799.25	10,157.00
480 DONATIONS	3,000.00	3,000.00	0.00
485 MISCELLANEOUS	79.90	0.00	79.90
490 WORKERS' COMP RECEIPTS	9,598.79	0.00	9,598.79
493 REIMBURSEMENTS	58,191.16	463,026.71	-404,835.55
<b>Total Revenue</b>	<b>4,169,839.61</b>	<b>4,181,656.82</b>	<b>-11,817.21</b>
<b>Expense</b>			
500 COST OF REVENUE ACQUISITION	61,488.77	50,586.02	10,902.75
600 EMERGENCY RESPONSE	371,717.61	155,687.51	216,030.10
630 CONTINUED EDUCATION	34,133.58	31,999.33	2,134.25
640 HUMAN RESOURCES	2,000,984.92	2,007,899.46	-6,914.54
650 ADMINISTRATION	256,005.98	157,178.73	98,827.25
670 PREVENTION/PUBLIC EDUCATION	-135.00	6,407.12	-6,542.12
685 MACKEY FIELD	16,593.44	58,419.75	-41,826.31
<b>Total Expense</b>	<b>2,740,789.30</b>	<b>2,468,177.92</b>	<b>272,611.38</b>
<b>Net Revenue</b>	<b>1,429,050.31</b>	<b>1,713,478.90</b>	<b>-284,428.59</b>

**Rev-Exp Budget for the YEAR vs. Actual**

October 2023 through January 2024

	<b>Oct '23 - Jan 24</b>	<b>Budget</b>	<b>\$ Over Budget</b>
<b>Revenue and Expense</b>			
<b>Revenue</b>			
407 INTEREST	219,828	100,000	119,828
410 PROPERTY TAX	1,717,969	1,500,051	217,918
415 SALES TAX ALLOCATION	2,099,396	1,673,252	426,144
435 FACILITY RENTAL	4,220	900	3,320
470 FIRE ACADEMY FEES	46,600	46,750	-150
471 EMT SCHOOL FEES	10,957	0	10,957
480 DONATIONS	3,000	3,000	0
485 MISCELLANEOUS	80	0	80
490 WORKERS' COMP RECEIPTS	9,599	0	9,599
493 REIMBURSEMENTS	58,191	0	58,191
<b>Total Income</b>	<b>4,169,840</b>	<b>3,323,953</b>	<b>845,887</b>
<b>Expense</b>			
500 COST OF REVENUE ACQUISITION	61,489	42,116	19,373
600 EMERGENCY RESPONSE	371,718	289,780	81,938
630 CONTINUED EDUCATION	34,134	113,220	-79,086
640 HUMAN RESOURCES	2,000,985	1,934,814	66,171
650 ADMINISTRATION	256,006	196,542	59,464
670 PREVENTION/PUBLIC EDUCATION	-135	0	-135
685 MACKEY FIELD	16,593	0	16,593
<b>Total Expense</b>	<b>2,740,790</b>	<b>2,576,472</b>	<b>164,318</b>
<b>Net Revenue</b>	<b>1,429,050</b>	<b>747,481</b>	<b>681,569</b>

**Travis County ESD#3**  
**Profit & Loss**  
 October 2023 through January 2024

**Oct '23 - Jan 24**

**Revenue and Expense**

**Revenue**

<b>407 INTEREST</b>	219,827.81
<b>410 PROPERTY TAX</b>	
4101 Prop Tax Current	1,710,902.86
4102 Prop Tax Prior	7,066.47
<b>Total 410 PROPERTY TAX</b>	1,717,969.33
<b>415 SALES TAX ALLOCATION</b>	2,099,396.02
<b>435 FACILITY RENTAL</b>	
4351 BC Room Rental	1,250.00
4352 Mackey Field rental	2,970.00
<b>Total 435 FACILITY RENTAL</b>	4,220.00
<b>470 FIRE ACADEMY FEES</b>	46,600.35
<b>471 EMT SCHOOL FEES</b>	
4738 - EMT Academy 27	10,956.25
<b>Total 471 EMT SCHOOL FEES</b>	10,956.25
<b>480 DONATIONS</b>	3,000.00
<b>485 MISCELLANEOUS</b>	79.90
<b>490 WORKERS' COMP RECEIPTS</b>	
4902 Workers' Comp.	9,547.79
490 WORKERS' COMP RECEIPTS - Other	51.00
<b>Total 490 WORKERS' COMP RECEIPTS</b>	9,598.79
<b>493 REIMBURSEMENTS</b>	58,191.16

**Total Income**

4,169,839.61

**Expense**

<b>500 COST OF REVENUE ACQUISITION</b>	
501 Prop Tax Coll & Val fees	15,500.84
502 Sales Tax Collection Costs	45,987.93
<b>Total 500 COST OF REVENUE ACQUISITION</b>	61,488.77
<b>600 EMERGENCY RESPONSE</b>	
601 Apparatus	45,634.62
602 Pagers	60.00
603 Dispatch & Communications	99,434.58
604 Fuel	7,886.75
605 SCBA Maintenance	4,028.05
606 Vehicle Maint & Repairs	110,560.28
608 Vehicle Supplies	14,352.13
609 Uniforms & Protective Gear	60,432.29
611 Supplies - EMS	14,574.91
613 Auto Insurance	14,754.00

**Travis County ESD#3**  
**Profit & Loss**  
 October 2023 through January 2024

**Oct '23 - Jan 24**

<b>Total 600 EMERGENCY RESPONSE</b>	371,717.61
<b>630 CONTINUED EDUCATION</b>	
632 Training - Fire & Rescue	13,001.92
633 Seminars & Conferences	13,119.13
634 Fire Academy	607.47
635 EMT Certification School	
635 / 11 EMT-B Cert	3,503.97
635 EMT Certification School - Other	3,901.09
<b>Total 635 EMT Certification School</b>	7,405.06
<b>Total 630 CONTINUED EDUCATION</b>	34,133.58
<b>640 HUMAN RESOURCES</b>	
641 Benefits & Payroll Tax	537,882.43
642 Payroll	1,458,703.54
644 Certifications	2,775.20
645 Recruitment/Promotion	1,623.75
<b>Total 640 HUMAN RESOURCES</b>	2,000,984.92
<b>650 ADMINISTRATION</b>	
668 - Building Expansion-Improvement	83,397.54
651 Building Maint.	32,897.53
652 Office Supplies	2,659.83
653 Station Supplies	8,564.24
655 Dues & Subscriptions	1,832.10
656 Information Technology	6,604.43
657 Postage & Handling	2,399.54
658 Property & Liability Insura	22,002.00
659 Professional Services	69,447.12
660 Public Notices/Articles	528.00
661 Telephone	219.07
662 Utilities	21,963.44
666 Contract Services	3,491.14
<b>Total 650 ADMINISTRATION</b>	256,005.98
<b>670 PREVENTION/PUBLIC EDUCATION</b>	
672 Public Education	-135.00
<b>Total 670 PREVENTION/PUBLIC EDUCATION</b>	-135.00
<b>685 MACKEY FIELD</b>	
6851 Mackey Facility Building	16,593.44
<b>Total 685 MACKEY FIELD</b>	16,593.44
<b>Total Expense</b>	2,740,789.30
<b>Net Revenue</b>	1,429,050.31

**TRAVIS COUNTY ESD #3  
PROPERTY TAX REVENUE COLLECTION COMPARISON**

	FISCAL YEAR ENDING				Compared to prior year	
	2023		2024		Month \$	
	For all prior to 2021 taxes	For Prior 2022	For all prior to 2022 taxes	For Current 2023-2024		
OCT	\$4,249	\$0	\$3,814	\$0	\$0	#DIV/0!
NOV	\$758	\$36,967	\$2,210	\$37,513	\$546	1%
DEC	\$493	\$783,307	\$1,274	\$775,902	-\$7,405	-1%
JAN	\$3,216	\$916,427	\$4,507	\$1,170,557	\$254,130	28%
FEB	\$15	\$375,603			-\$375,603	-100%
MAR	\$174	\$22,246			-\$22,246	-100%
APR	\$1,239	\$8,017			-\$8,017	-100%
MAY	\$172	\$8,402			-\$8,402	-100%
JUN	-\$1,514	\$2,048			-\$2,048	-100%
JUL	\$583	\$8,872			-\$8,872	-100%
AUG	\$147	\$3,428			-\$3,428	-100%
SEPT	\$968	\$1,444			-\$1,444	-100%
<b>YEAR</b>	<b>\$10,500</b>	<b>\$2,166,761</b>	<b>\$11,805</b>	<b>\$1,983,972</b>	<b>-\$182,789</b>	
	<b>\$</b>	<b>2,177,261</b>		<b>\$1,995,777</b>		
			<b>2023-24 Tax Levy</b>	<b>\$2,222,030</b>		

**NET CERTIFIED TAXABLE PROPERTY VALUE UPDATES FROM TCAD**

Rec'd	FISCAL YEAR ENDING				Inc/(Dec) from	
	2022		2023		Prior Year \$	Prior Year %
	2021	2022	2022	2023		
OCT	\$4,021,203,201	\$4,949,880,774	\$4,904,448,404	\$5,555,074,925	\$650,626,521	16%
NOV	\$4,019,412,721	\$4,939,469,343	\$4,904,448,404	\$5,555,074,925	\$650,626,521	16%
DEC	\$4,019,412,721	\$4,939,469,343	\$4,904,448,404	\$5,555,074,925	\$650,626,521	16%
JAN	\$4,019,412,721	\$4,939,469,343	\$4,904,448,404	\$5,555,074,925	\$650,626,521	16%
FEB	\$4,016,568,527	\$4,928,211,764			\$0	0%
MAR	\$4,016,568,527	\$4,928,211,764			\$0	0%
APR	\$4,924,900,120	\$5,429,806,320			\$0	0%
MAY	\$4,924,900,120	\$5,429,806,320			\$0	0%
JUN	\$4,015,709,788	\$4,907,280,589			\$0	0%
JUL	\$4,906,006,624	\$5,410,454,171			\$0	0%
AUG	\$4,905,339,474	\$5,570,655,673			\$0	0%
SEPT	\$4,905,339,474	\$5,570,655,673			\$0	0%

2018-2019 Tax Levy on 6,028 Parcels is \$3,281,236,467 at a tax rate of .0975  
 2019-2020 Tax Levy on 6,025 Parcels is \$3,504,957,784 at a tax rate of .0800  
 2020-2021 Tax Levy on 6,069 Parcels is \$3,677,674,279 at a tax rate of .0790  
 2021-2022 Tax Levy on 6,056 Parcels is \$4,022,828,637 at a tax rate of .0650  
 \$2,614,838

2022-2023 Tax Levy on 6,056 Parcels on \$4,974,785,781 would compute to a NO NEW tax rate of .0538  
 ADOPTED RATE FOR 2022-2023 is .0450 or \$2,227,447 in taxes

2023-2024 NO NEW tax rate is .0411

**2023-2024 Tax Levy on 5,583 parcels \$5,555,074,925 at .0400 would levy \$2,222,030 in taxes**

**Checks over \$2,000 for the period of January 19, 2024 through February 20, 2024**

<u>Date</u>	<u>Num</u>	<u>Name</u>	<u>Memo</u>	<u>Amount</u>
1/22/2024	ACH	ACH Fraudulent Draft	Recaptured funds 1/26/2024	\$5,573.94
1/24/2024	Draft	Paychex	Employee 457 & Roth Contribution	\$15,216.11
1/24/2024	Draft	Paychex	Employer 401 Matching	\$21,896.20
1/24/2024	Draft	Paychex	Net Payroll	\$109,757.24
1/24/2024	Draft	Paychex	Employment Taxes	\$43,112.22
1/26/2024	ACH	ACH Fraudulent Draft	Recaptured funds 1/30/2024	\$11,248.50
1/29/2023	Draft	COSTCO - VISA Credit Card	Numerous	\$21,067.62
2/6/2024	Draft	Paychex	Employee 457 & Roth Contribution	\$15,212.21
2/6/2024	Draft	Paychex	Employer 401 Matching	\$21,586.78
2/6/2024	Draft	Paychex	Net Payroll	\$109,745.10
2/6/2024	Draft	Paychex	Employment Taxes	\$42,778.71
2/16/2024	Draft	Wells Fargo Visa Card	Multiple Charges	\$1,722.87
2/16/2024	18533	Texas Assoc. of Counties	Health Insurance	\$47,881.36
2/16/2024	18534	ABC Commercial Services	HVAC Bi-annual maint.	\$2,160.00
2/16/2024	18541	Big Ass Fans	Install broke fan motor	\$2,950.00
2/16/2024	18542	Capital Poweer Systems	Station 301 - Automatic Transfer Switch	\$9,840.00
2/16/2024	18548	Delta Industrial Services	Seven set of Bunker Geat (Tails and Pants)	\$24,901.06
2/16/2024	18550	Fast & Friendly Promotions	Fire Academy - Hats and T-Shirts	\$2,058.62
2/16/2024	18562	Metro Fire Apparatus	Gauntlet Gloves - Firefighters	\$4,580.00
2/16/2024	18563	Michael Bluejay	Partial refund of Fire Academy Fees	\$2,890.00
2/16/2024	18564	Mtech	Station 302 - Hot water holding tank	\$10,886.79
2/16/2024	18566	Overhead Door	Bay doors repairs - 301 & 302	\$3,014.23
2/16/2024	18576	State Firemans Assoc.	Fire Academy - Study books	\$2,437.00
2/16/2024	18582	The Hartford	Accident Insurance	\$4,862.62
2/20/2024	18586	Maxwell Locke & Ritter LLP	Audit Fee ending September 30, 2023	\$18,500.00
2/20/2024	18588	City of Austin - Radio	Load and Update new rugged laptops	\$3,096.03



**Oak Hill Fire Department**  
**Travis County Emergency Services District #3**

**Station 301**  
**Circle Drive**  
**9211 Circle Drive**  
**Austin, Texas 78736**  
**512-288-5576**  
**Fax 512-288-5903**



**Station 302**  
**Barton Creek**  
**4111 Barton Creek**  
**Austin, Texas 78735**  
**Admin 512-288-5534**  
**Fax 512-288-5844**

---

**February 2024 Sales Tax Summary**

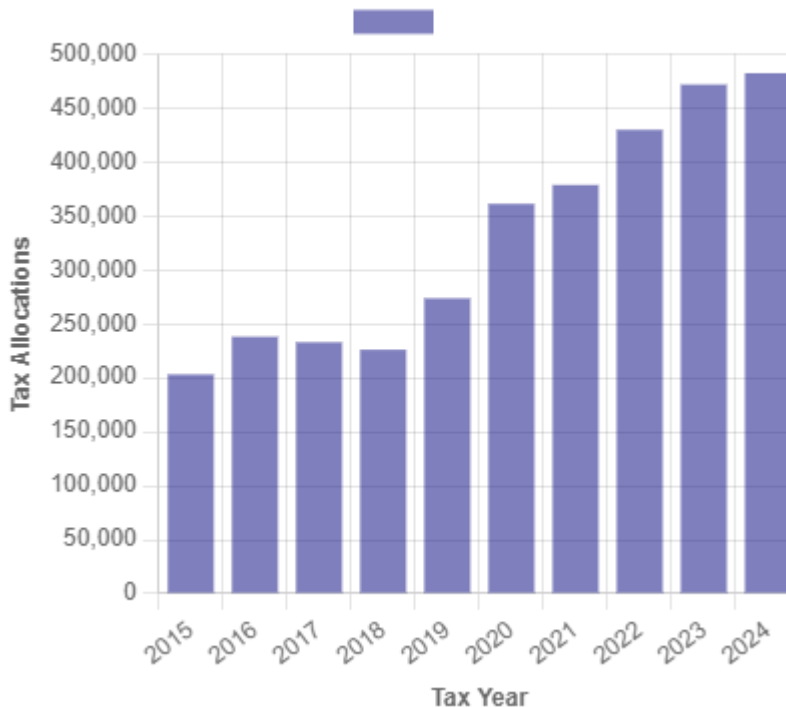
The February allocation reflects sales made during the month of December.

Our February 2024 sales tax allocation was \$482,206, which is up 2.2% (+\$10,495) compared to February 2023 and up 1.7% (+\$42,892) year to date compared to last year.

Our top 10 large companies accounted for 58.1%, our top 30 large companies accounted for 71.2%, and our top 100 large companies accounted for 85.9% of our total fiscal year collections.

Reductions continued in the construction and lodging sectors, but we were up in the wholesale trade sector. The audit reduction of \$16,179 we referenced last month is being investigated further through an appeal to the Comptroller's Office. This may be a valid audit reduction, but the information we have access to does not provide sufficient detail for us to be sure it is correct.

February - Sales Tax Allocations by Year



*Chart Source: Municipal Advisory Council of Texas (mactexas.com)*

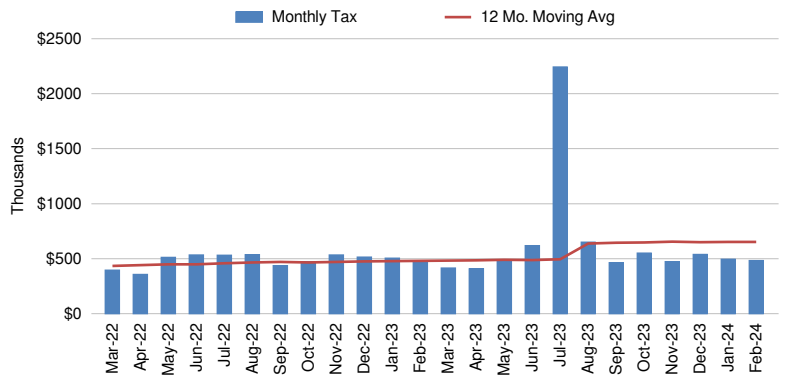
HdL Companies  
**SALES TAX SNAPSHOT**  
 Travis Co Esd 3

Feb-24

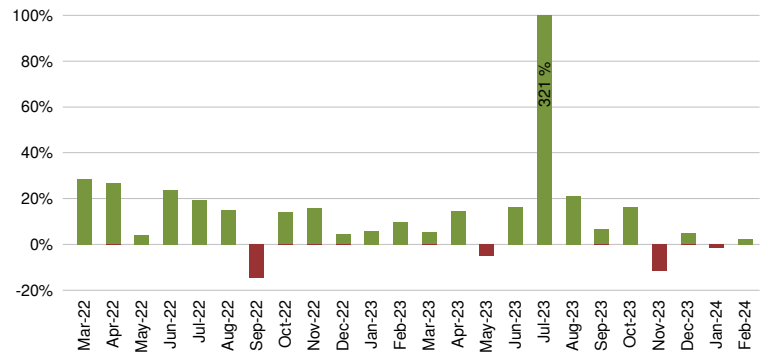
Sales Tax Net Payments

FY Mo.	FY2023	FY2024	YoY % Change
Oct	\$ 473,139	\$ 550,031	16.3%
Nov	\$ 534,450	\$ 473,926	-11.3%
Dec	\$ 513,548	\$ 537,490	4.7%
Jan	\$ 503,201	\$ 495,288	-1.6%
Feb	\$ 471,711	\$ 482,206	2.2%
Mar	\$ 415,831		
Apr	\$ 408,313		
May	\$ 487,513		
Jun	\$ 618,526		
Jul	\$ 2,242,925		
Aug	\$ 648,884		
Sep	\$ 463,850		
FYTD	\$ 2,496,049	\$ 2,538,941	1.7%
FY Total	\$ 7,781,891		

Sales Tax Net Payments Trend



Sales Tax Net Payments Change - YoY



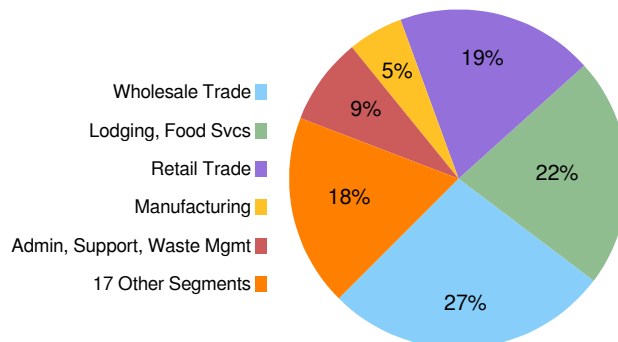
Top 10 Taxpayers

Rank	Company	FYTD Collections	% Total
1	VAUGHAN & SONS INC.		
2	OMNI BARTON CREEK, INC.		
3	MCCOY CORPORATION		
4	AMAZON.COM SERVICES INC (MARKETPLACE)		
5	AMAZON FULFILLMENT SERVICES INC		
6	AUSTIN READY-MIX, LLC		
7	BAREFOOT MOSQUITO AND PEST CONTROL INC		
8	FP LEGACY LANDSCAPING LLC		
9	TOP CHOICE LAWN CARE, LLC		
10	GROVE LANDSCAPES LLC		
Top 10 Companies		\$ 1,505,050	58.1%
4825 Other Large Companies		\$ 1,044,014	40.3%
Small Companies/Other		\$ 17,476	0.7%
Single Local Tax Rate (SLT)		\$ 24,649	1.0%
Total		\$ 2,591,189	100.0%

Industry Segment Collections Trend - YoY % Chg

SEGMENT	Sep	Oct	Nov	Dec	Jan	Feb
Wholesale Trade	159.8%	249.4%	131.7%	206.2%	133.6%	74.1%
Lodging, Food Svcs	-15.0%	-8.6%	-18.0%	14.9%	-37.5%	-12.7%
Retail Trade	-11.1%	12.6%	-39.0%	-23.7%	-13.1%	-8.4%
Admin, Support, Waste Mgmt	3.8%	11.8%	-7.0%	2.0%	-28.3%	-8.9%
Manufacturing	0.6%	-17.3%	-26.8%	-6.9%	4.9%	-7.3%
All Others	3.4%	-3.1%	-10.3%	-25.2%	14.0%	16.5%
Total Collections	6.2%	16.4%	-11.7%	5.6%	-1.9%	2.6%

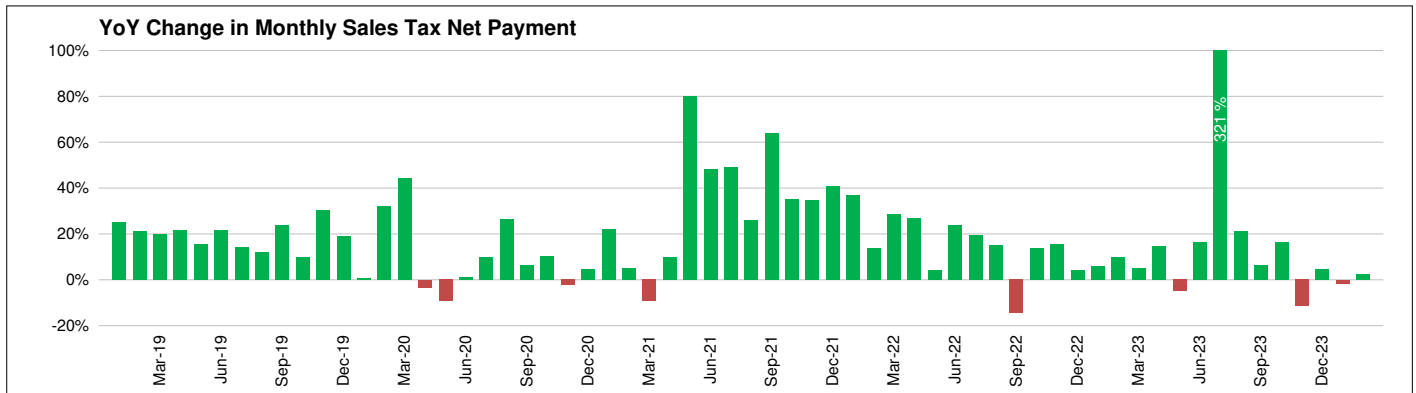
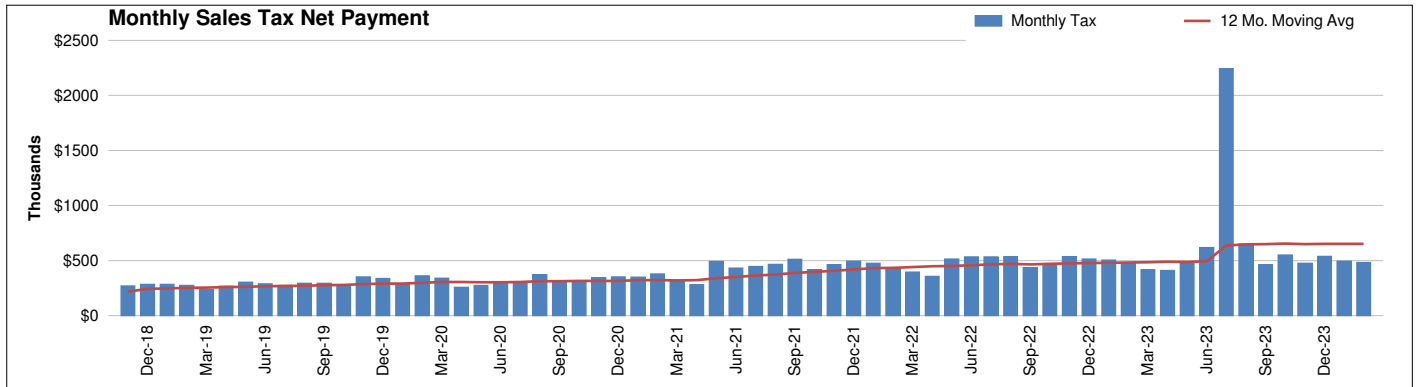
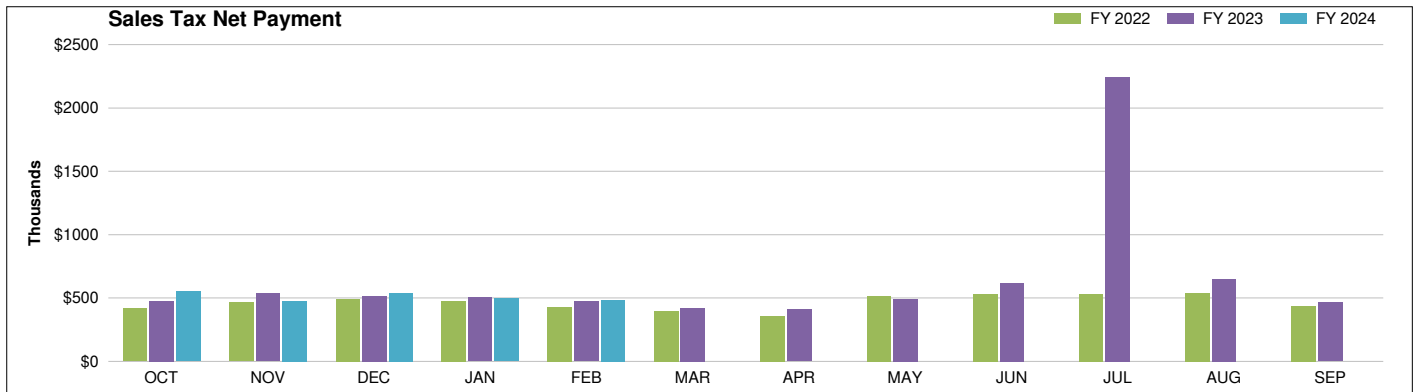
Sales Tax Collections by Industry Segment



# Travis Co Esd 3 - Sales Tax Net Payment Trend

	FISCAL YEAR				
	2020	2021	2022	2023	2024
Oct	\$ 279,300	\$ 307,394	\$ 415,501	\$ 473,139	\$ 550,031
Nov	\$ 350,192	\$ 343,019	\$ 462,365	\$ 534,450	\$ 473,926
Dec	\$ 336,160	\$ 350,770	\$ 493,015	\$ 513,548	\$ 537,490
Jan	\$ 285,523	\$ 348,364	\$ 475,924	\$ 503,201	\$ 495,288
Feb	\$ 361,184	\$ 378,720	\$ 429,775	\$ 471,711	\$ 482,206
Mar	\$ 340,129	\$ 308,329	\$ 395,443	\$ 415,831	
Apr	\$ 256,978	\$ 281,826	\$ 356,380	\$ 408,313	
May	\$ 273,688	\$ 492,495	\$ 512,476	\$ 487,513	
Jun	\$ 291,021	\$ 431,322	\$ 532,652	\$ 618,526	
Jul	\$ 299,648	\$ 446,388	\$ 532,030	\$ 2,242,925	
Aug	\$ 370,269	\$ 465,749	\$ 535,990	\$ 648,884	
Sep	\$ 311,596	\$ 510,564	\$ 435,732	\$ 463,850	
<b>YEAR</b>	<b>\$ 3,755,688</b>	<b>\$ 4,664,941</b>	<b>\$ 5,577,284</b>	<b>\$ 7,781,891</b>	<b>\$ 2,538,941</b>
<b>YoY Change</b>		<b>24.2%</b>	<b>19.6%</b>	<b>39.5%</b>	<b>na</b>

Change: FY '24/'23			
Month		Year-to-Date	
\$	%	\$	YTD %
\$ 76,892	16.3%	\$ 76,892	16.3%
\$ (60,524)	-11.3%	\$ 16,368	1.6%
\$ 23,942	4.7%	\$ 40,310	2.6%
\$ (7,913)	-1.6%	\$ 32,396	1.6%
\$ 10,495	2.2%	\$ 42,892	1.7%



**Travis Co Esd 3**  
**SALES TAX PAYMENT DETAIL**

Feb-24

Fiscal Year: Oct-Sep

COLLECTIONS	Feb-23	Feb-24	Chg. \$ Chg. %	Prior FYTD	Current FYTD	Chg. \$ Chg. %
<b>Current Period</b>	<b>469,705</b>	<b>474,301</b>	<b>4,596</b> 1.0%	<b>2,478,719</b>	<b>2,464,625</b>	<b>(14,094)</b> -0.6%
Prior Period	3,759	7,825	4,066 108.1%	20,490	78,742	58,252 284.3%
Future Period	321	0	(321) -100.0%	14,174	31,308	17,134 120.9%
Audit	1,487	4,586	3,099 208.4%	4,490	(9,047)	(13,537) -301.5%
Unidentified	295	51	(244) -82.7%	1,569	912	(657) -41.9%
Single Local Tax Rate	5,118	5,030	(88) -1.7%	28,311	24,649	(3,661) -12.9%
<b>TOTAL</b>	<b>480,686</b>	<b>491,793</b>	<b>11,107</b> 2.3%	<b>2,547,752</b>	<b>2,591,189</b>	<b>43,437</b> 1.7%
Service Fee	(9,614)	(9,836)	(222) 2.3%	(50,955)	(51,824)	(869) 1.7%
Current Retained	(9,421)	(9,639)	(218) 2.3%	(49,936)	(50,787)	(851) 1.7%
Prior Retained	10,060	9,888	(172) -1.7%	49,188	50,363	1,175 2.4%
<b>NET PAYMENT</b>	<b>471,711</b>	<b>482,206</b>	<b>10,495</b> 2.2%	<b>2,496,049</b>	<b>2,538,941</b>	<b>42,892</b> 1.7%

**Travis Co Esd 3**  
**TOP 30 COMPANIES RANK and CHANGE SUMMARY**  
**Feb-24**

Fiscal Year: Oct-Sep

Rank*	Company	NAICS Key	Prior	Current	Change \$	Change %	Current Fiscal YTD % Total Collections
			Fiscal YTD Sales Tax Collections	Fiscal YTD Sales Tax Collections			
1	VAUGHAN & SONS INC.	8					
2	OMNI BARTON CREEK, INC.	22					
3	MCCOY CORPORATION	9					
4	AMAZON.COM SERVICES INC (MARKETPLACE)	9					
5	AMAZON FULFILLMENT SERVICES INC	8					
6	AUSTIN READY-MIX, LLC	5					
7	BAREFOOT MOSQUITO AND PEST CONTROL INC	18					
8	FP LEGACY LANDSCAPING LLC	25					
9	TOP CHOICE LAWN CARE, LLC	18					
10	GROVE LANDSCAPES LLC	18					
<b>TOP 10 LARGE** COMPANIES</b>			<b>1,368,812</b>	<b>1,505,050</b>	<b>136,238</b>	<b>10.0%</b>	<b>58.1%</b>
11	APPLE INC.	5					
12	SKY MARKETING CORPORATION	8					
13	A. M. PETROLEUM, INC.	9					
14	J MAASS INC	4					
15	WASTEWATER OPERATIONS LLC	4					
16	COPPER ROCK NURSERY, LLC	9					
17	YARDDOC LLC	18					
18	ASAP STONE AND LANDSCAPE SUPPLY LLC.	9					
19	CITY OF AUSTIN	24					
20	LANDWEST DESIGN GROUP, LTD.	18					
21	AUSTIN EAGLE MANAGEMENT SERVICES, LTD.	16					
22	J.J. ORION, LLC	9					
23	HITT CONTRACTING INC.	4					
24	BLUE CHEM, INC.	18					
25	NEW CINGULAR WIRELESS PCS, LLC	12					
26	MOM'S CONVENIENCE STORE INC.	9					
27	PEDERNALES ELECTRIC COOPERATIVE, INC.	3					
28	CITY ELECTRIC SUPPLY COMPANY	17					
29	TEXAS DISPOSAL SYSTEMS, INC.	18					
30	EBAY INC.	25					
<b>TOP 30 LARGE COMPANIES</b>			<b>1,743,411</b>	<b>1,843,657</b>	<b>100,246</b>	<b>5.7%</b>	<b>71.2%</b>
<b>TOP 100 LARGE COMPANIES</b>			<b>2,158,480</b>	<b>2,225,212</b>	<b>66,732</b>	<b>3.1%</b>	<b>85.9%</b>
<b>4,734 OTHER LARGE COMPANIES</b>			<b>343,359</b>	<b>323,852</b>	<b>(19,507)</b>	<b>-5.7%</b>	<b>12.5%</b>
<b>SMALL COMPANIES &amp; OTHER</b>			<b>17,603</b>	<b>17,476</b>	<b>(127)</b>	<b>-0.7%</b>	<b>0.7%</b>
<b>SINGLE LOCAL TAX RATE COLLECTIONS (SLT)</b>			<b>28,311</b>	<b>24,649</b>	<b>(3,661)</b>	<b>-12.9%</b>	<b>1.0%</b>
<b>TOTAL COLLECTIONS</b>			<b>2,547,752</b>	<b>2,591,189</b>	<b>43,437</b>	<b>1.7%</b>	<b>100.0%</b>
<b>STATE COMPTRROLLER FEES</b>			<b>51,703</b>	<b>52,248</b>	<b>545</b>	<b>1.1%</b>	<b>2.0%</b>
<b>NET PAYMENTS</b>			<b>2,496,049</b>	<b>2,538,941</b>	<b>42,892</b>	<b>1.7%</b>	<b>98.0%</b>

\* Ranked by Total of Last Fiscal Year + Current Fiscal YTD

\*\* Businesses whose detailed sales tax data is available

**Travis Co Esd 3**  
**INDUSTRY SEGMENT RANK & CHANGE**

Feb-24

Fiscal Year: Oct-Sep

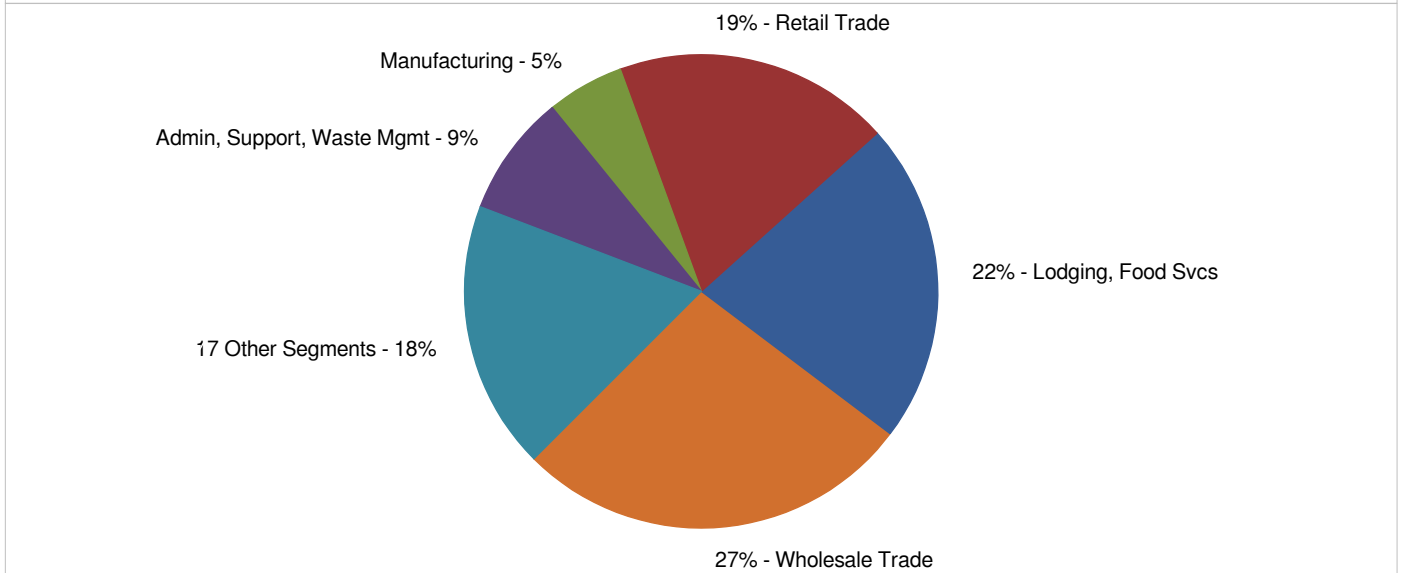
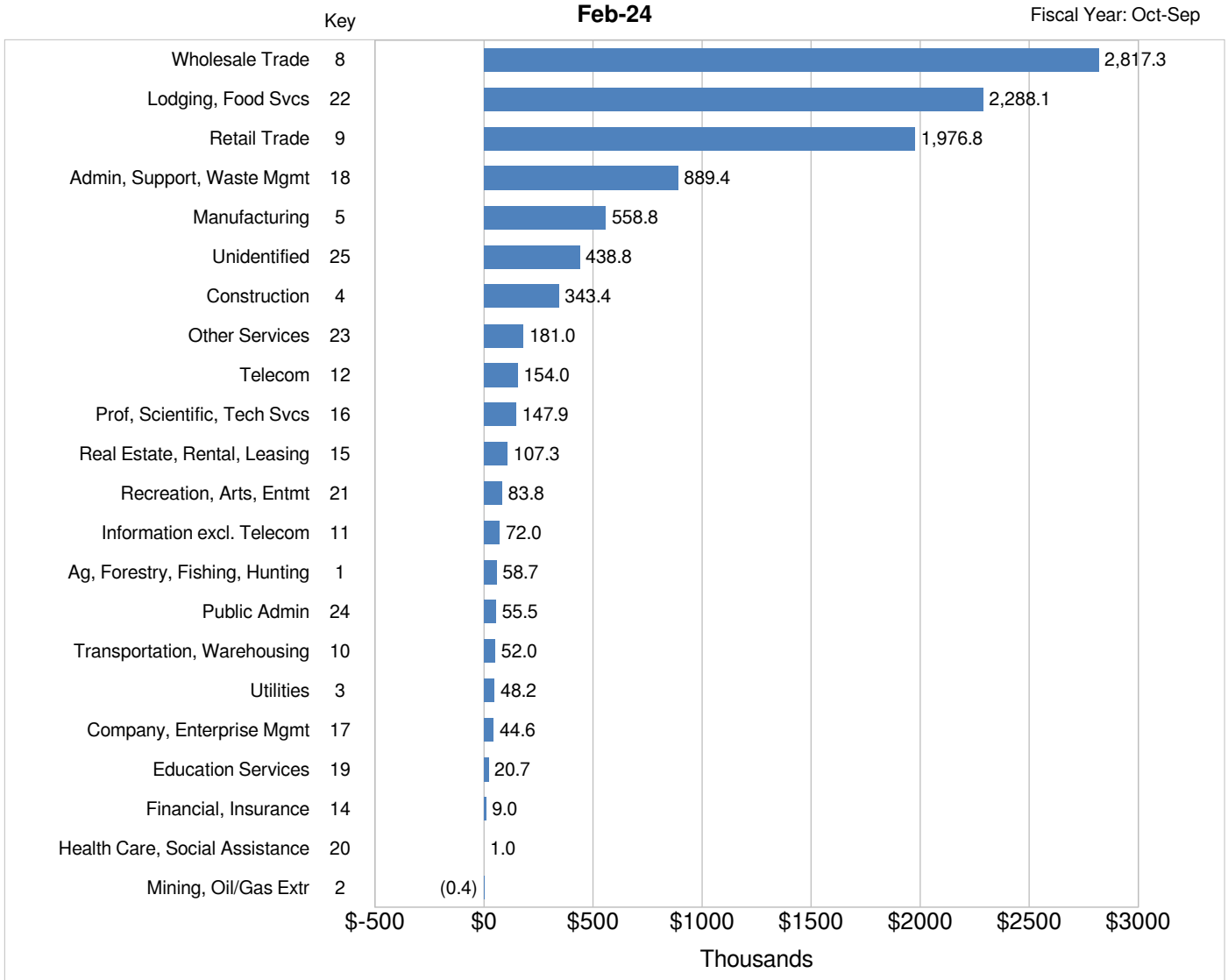
INDUSTRY SEGMENT*	% Total Current YTD Collections	Prior Fiscal YTD Sales Tax Collections	Current Fiscal YTD Sales Tax Collections	Change	
				\$	%
Wholesale Trade	17.3%	173,353	441,895	268,542	154.9%
Lodging, Food Svcs	24.0%	694,728	612,137	(82,591)	-11.9%
Retail Trade	21.5%	639,689	547,653	(92,036)	-14.4%
Admin, Support, Waste Mgmt	9.5%	258,157	242,503	(15,654)	-6.1%
Manufacturing	6.0%	174,119	152,287	(21,832)	-12.5%
<b>Top 5</b>	<b>78.3%</b>	<b>1,940,046</b>	<b>1,996,475</b>	<b>56,429</b>	<b>2.9%</b>
Unidentified	5.1%	125,639	128,896	3,256	2.6%
Construction	3.2%	121,979	82,744	(39,235)	-32.2%
Other Services	2.0%	53,917	51,650	(2,267)	-4.2%
Telecom	1.6%	50,336	41,959	(8,377)	-16.6%
Prof, Scientific, Tech Svcs	2.9%	32,036	73,160	41,123	128.4%
Real Estate, Rental, Leasing	1.5%	37,092	38,037	945	2.5%
Information excl. Telecom	1.3%	25,617	32,459	6,843	26.7%
Recreation, Arts, Entmt	1.0%	24,414	24,783	369	1.5%
Ag, Forestry, Fishing, Hunting	0.5%	14,186	12,873	(1,312)	-9.3%
Public Admin	0.7%	14,624	18,276	3,652	25.0%
Transportation, Warehousing	0.5%	19,128	13,975	(5,153)	-26.9%
Utilities	0.7%	16,678	18,418	1,740	10.4%
Company, Enterprise Mgmt	0.3%	18,088	6,889	(11,199)	-61.9%
Education Services	0.2%	6,661	6,170	(491)	-7.4%
Financial, Insurance	0.1%	1,951	2,109	158	8.1%
Health Care, Social Assistance	0.0%	146	158	12	8.2%
Mining, Oil/Gas Extr	0.0%	(698)	34	732	-104.8%
<b>All Other</b>	<b>21.7%</b>	<b>561,793</b>	<b>552,589</b>	<b>(9,204)</b>	<b>-1.6%</b>
<b>TOTAL COLLECTIONS</b>	<b>100.0%</b>	<b>2,501,839</b>	<b>2,549,064</b>	<b>47,225</b>	<b>1.9%</b>

INDUSTRY SEGMENT	% Change from same month Prior Year					
	Sep	Oct	Nov	Dec	Jan	Feb
Wholesale Trade	159.8%	249.4%	131.7%	206.2%	133.6%	74.1%
Lodging, Food Svcs	-15.0%	-8.6%	-18.0%	14.9%	-37.5%	-12.7%
Retail Trade	-11.1%	12.6%	-39.0%	-23.7%	-13.1%	-8.4%
Admin, Support, Waste Mgmt	3.8%	11.8%	-7.0%	2.0%	-28.3%	-8.9%
Manufacturing	0.6%	-17.3%	-26.8%	-6.9%	4.9%	-7.3%
All Others	3.4%	-3.1%	-10.3%	-25.2%	14.0%	16.5%
<b>TOTAL COLLECTIONS</b>	<b>6.2%</b>	<b>16.4%</b>	<b>-11.7%</b>	<b>5.6%</b>	<b>-1.9%</b>	<b>2.6%</b>

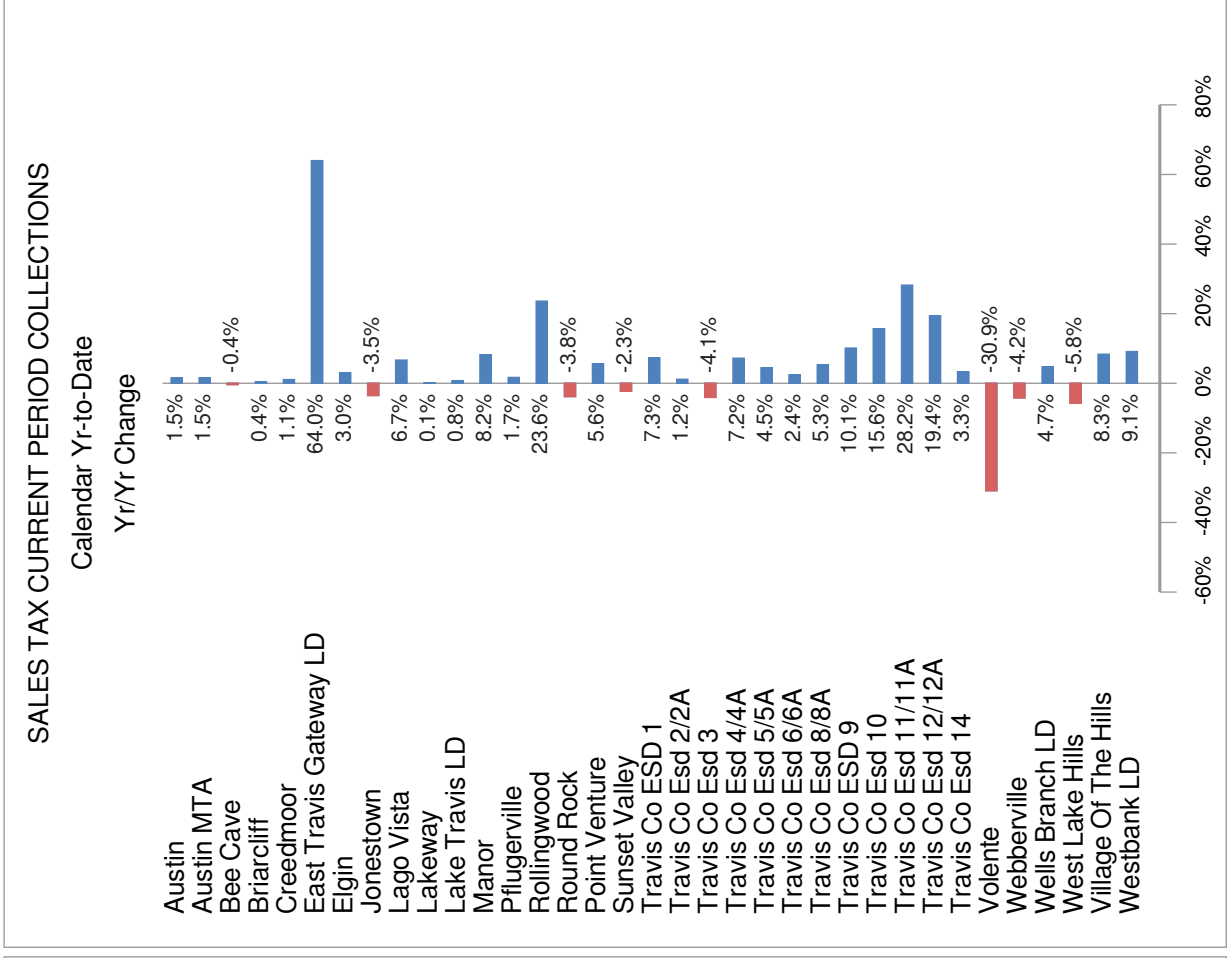
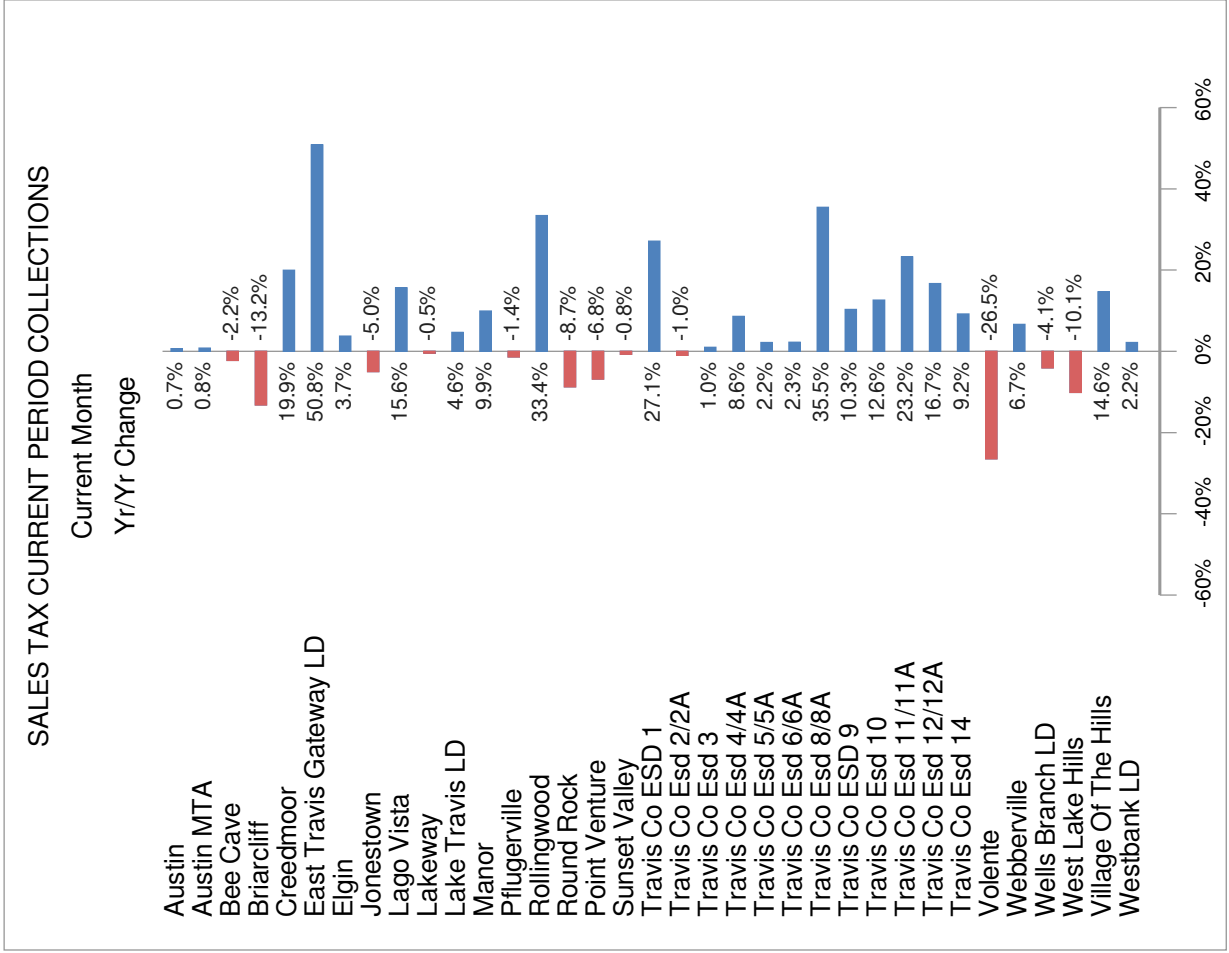
\* Ranked by Current + Prior YTD Collections

HdL Companies  
**Travis Co Esd 3**

**INDUSTRY SEGMENT SALES TAX RANK & DISTRIBUTION**  
(Prior Fiscal Year + Current Fiscal Year-to-Date)



# SALES TAX TREND TRAVIS COUNTY Feb-24





**NAICS KEY**

<b>Code</b>	<b>Industry Segment</b>
1	Ag, Forestry, Fishing, Hunting
2	Mining, Oil/Gas Extr
3	Utilities
4	Construction
5	Manufacturing
6	Included in Key No. 5
7	Included in Key No. 5
8	Wholesale Trade
9	Retail Trade
10	Transportation, Warehousing
11	Information excl. Telecom
12	Telecom
13	Included in Key No. 11
14	Financial, Insurance
15	Real Estate, Rental, Leasing
16	Prof, Scientific, Tech Svcs
17	Company, Enterprise Mgmt
18	Admin, Support, Waste Mgmt
19	Education Services
20	Health Care, Social Assistance
21	Recreation, Arts, Entmt
22	Lodging, Food Svcs
23	Other Services
24	Public Admin
25	Unidentified

**Oak Hill Fire Department**  
**Travis County Emergency Services District #3**

**Station 301**  
Circle Drive  
9211 Circle Drive  
Austin, Texas 78736  
512-288-5576  
Fax 512-288-5903



**Station 302**  
Barton Creek  
4111 Barton Creek  
Austin, Texas 78735  
Admin 512-288-5534  
Fax 512-288-5844

---

**February 2024 Operations Report**

**Significant Events**

**January 17 (A) – Structure Fire – AutoAid Received (Austin) – 9000 West View Road**

[Engine 301] E301 was called out for Box alarm. E301 was the first one out with heavy smoke showing from the street. Once on arrival, LT told Crew to grab bundle of 3" and started taking it to the back of the house. LT then jumped out and made his way to the smoke. On the way, found the homeowner that said, "It's my shop on fire and I have a few cars and some bad stuff that burns in there." Once I got around the house, I saw a 1,200 square foot wooden shop that had heavy fire coming out the roof and eaves on the A, B, and C sides. After doing a 360, I called it a defensive fire. Crew then had the hose all hooked up and ready to go. While waiting, the garage door had burned up and fallen into the fire. E301 had E37 nurse until they could get E301 on hydrant water. At this point, we then started to spray from the outside of the garage and knocked most of the fire down. Crew then got low on air and went back to the truck to get some more bottles. Once we made our way back, the fire was out and we then just overhauled the fire and made sure it was out. After some time, we had no more smoke or fire, so we then picked up all the hose and placed it all back on the truck. E301 then cleared the fire but stayed out of service until everything was cleaned up and put back together.

[Truck 302] TK302 arrived as the second ladder and level 1 staged near the scene due to the fire being declared defensive. BAT301 asked TK302 to come to the scene and assist with overhaul. TK302 gathered equipment and met with the Safety Chief in the front yard who asked us to standby and wait to relieve crews already working. After initial crews needed relief, TK302 took over a line already put in place by E301 and finished overhaul of the fire previously knocked down by first in crews. Fire was declared under control and BAT301 began to Demob initial units. TK302 and E301 remained on scene and continued to take care of any flare ups. Once BAT301 was comfortable turning scene over to homeowner, TK302 picked up equipment and hose with E301. TK302 then remained OOS to go through DECON procedure. Once TK302 was in clean gear and deconned, TK302 went back into service.

[Battalion 301] BAT301 arrived on scene with heavy smoke and fire showing of a building behind the residence. E301 was pulling a bundle to extinguish the fire and was in a defensive mode due to the amount of fire coming out of the building openings and the fire had pushed through the roof. I assumed Command of the incident and we were in a Defensive Mode. E37 assisted with water supply to E301 as the hydrant was close to E301. E37 then pulled an additional 3" supply line to attach to another bundle and assisted in extinguishing the fire. Q51 had arrived and assumed Outside Truck. Q51 completed a 360 of the building and requested a few more crews to be able to start overhauling the fire when the fire was knocked down. I sent Outside Truck Q51, TK302, RES20, and E43. The fire was under control at 1230. E301 came out and recycled after they switched out SCBA bottles. E43 then took over for E301. I had requested the Fire Marshal through TCSO. After the fire was knocked down, crews worked on overhauling the structure. The power disconnect was not on the building but was on the main residence. The main breaker for the fire building was tripped

and I then shut it off completely. I then released all AFD units from the incident as there were only a few small hot spots left.

Travis County Fire Marshals arrived on scene and I gave them the run-down of what had transpired. They then conducted interviews of the homeowners and then went and took pictures of the building both inside and out.

There were only a few small hot spots, so E301 and TK302 worked on putting them out and then picking up the rest of the hose and equipment. I then cleared the scene and went back into service and left TK302 Captain in charge.

January 19 (B) – Structure Fire – AutoAid Received (Austin) – 10807 Rawhide Trail

[Engine 301] E301 was assigned to a 'Light Box Alarm' in ESD3. E301 arrived at the Austin Zoo and was directed to the location of the fire by staff. There was a metal animal enclosure approximately 12' x 12' with a smaller plywood structure inside to shelter the animals. The plywood structure was burning and all animals had been removed from the enclosure by zoo staff prior to our arrival. E301 pulled a rack line and extinguished the fire.

[Battalion 302] BAT 302 responded code 3 to a light box alarm. While responding, dispatch advised it was at the Zoo and for a lemur enclosure. Staff was on scene trying to extinguish with a fire extinguisher. E301 arrived on scene first and went offensive and canceled all units not on scene. BAT302 continued and arrived with E301 having the fire extinguished and performing mop up. The enclosure was a metal frame wire covered area approximately 12' x 12' with a 4' x 3' enclosure built in the corner with lumber and plywood. The fire was contained to the enclosure portion that had a wired in heater mounted inside the enclosure. Staff on scene had arrived at work and shortly after arriving they found the fire. Staff removed the animal unharmed from the fire and MED32 did an evaluation on 3 employees for smoke inhalation. MED32 obtained 3 refusals and cleared off the call. TCSO verified that the Fire Marshal was not needed and TCSO cleared off the call. E37 topped off the water in E301 and then cleared off the call. BAT302 checked with onsite employees and verified that no obvious suspicious activities had been seen or suspected. BAT302 verified with E301 that they had fully extinguished the fire then BAT302 cleared off the call and returned to service.

**Aid Responses**

	January		2024	
	Received	Given To	Received	Given To
Austin	31	21	31	21
Travis County ESD #1	0	0	0	0
Pflugerville – TCESD #2	0	0	0	0
Manchaca – TCESD #5	0	0	0	0
Lake Travis FR – TCESD #6	1	0	1	0
Pedernales – TCESD #8	0	2	0	2
Westlake – TCESD #9	10	1	10	1
CE-Bar – TCESD #10	0	1	0	1
Manor – TCESD #12	0	0	0	0
Travis County ESD #11	0	1	0	1
Hays County	0	0	0	0
<b>Total</b>	<b>42</b>	<b>26</b>	<b>42</b>	<b>26</b>

**Operations**

Unscheduled OT Hours  
Sick and Vacation Hours Taken  
Injuries  
Injuries Lost Time Hours  
Volunteer Hours Contributed

January	2024
718	718
1,001	1,001
0	0
744	744
12	12

**Special Projects Status**

- We participated in a prescribed fire at The Nature Conservancy’s Barton Creek Habitat Preserve on Wednesday, February 7. We assisted them in burning approximately 125 acres to help improve the habitat. The area was last burned in 2016. Several of our personnel were able to get more live fire experience to be better prepared for future fire incidents and we maintained positive relations with The Nature Conservancy.
- We received the 2023 Platinum Safety Partner Award of the Work Safe Texas Award program from our Workers’ Compensation carrier, Texas Mutual. We were selected as one of 200 out of over 76,000 policyholders across Texas and this is our third year in a row to receive the award.

Our 90<sup>th</sup> percentile response travel time this month was 9:48 for all incidents.  
Our 50<sup>th</sup> percentile (median) response travel time this month was 5:18 for all incidents.  
Our average response travel time this month was 5:59 for all incidents.

